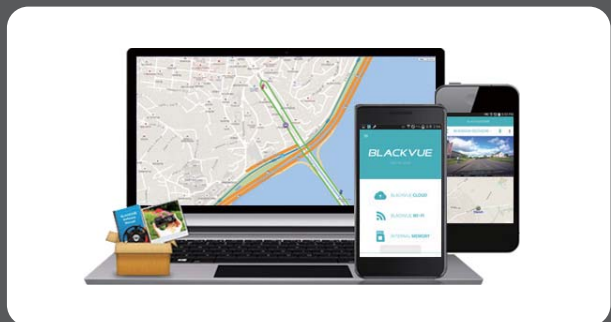

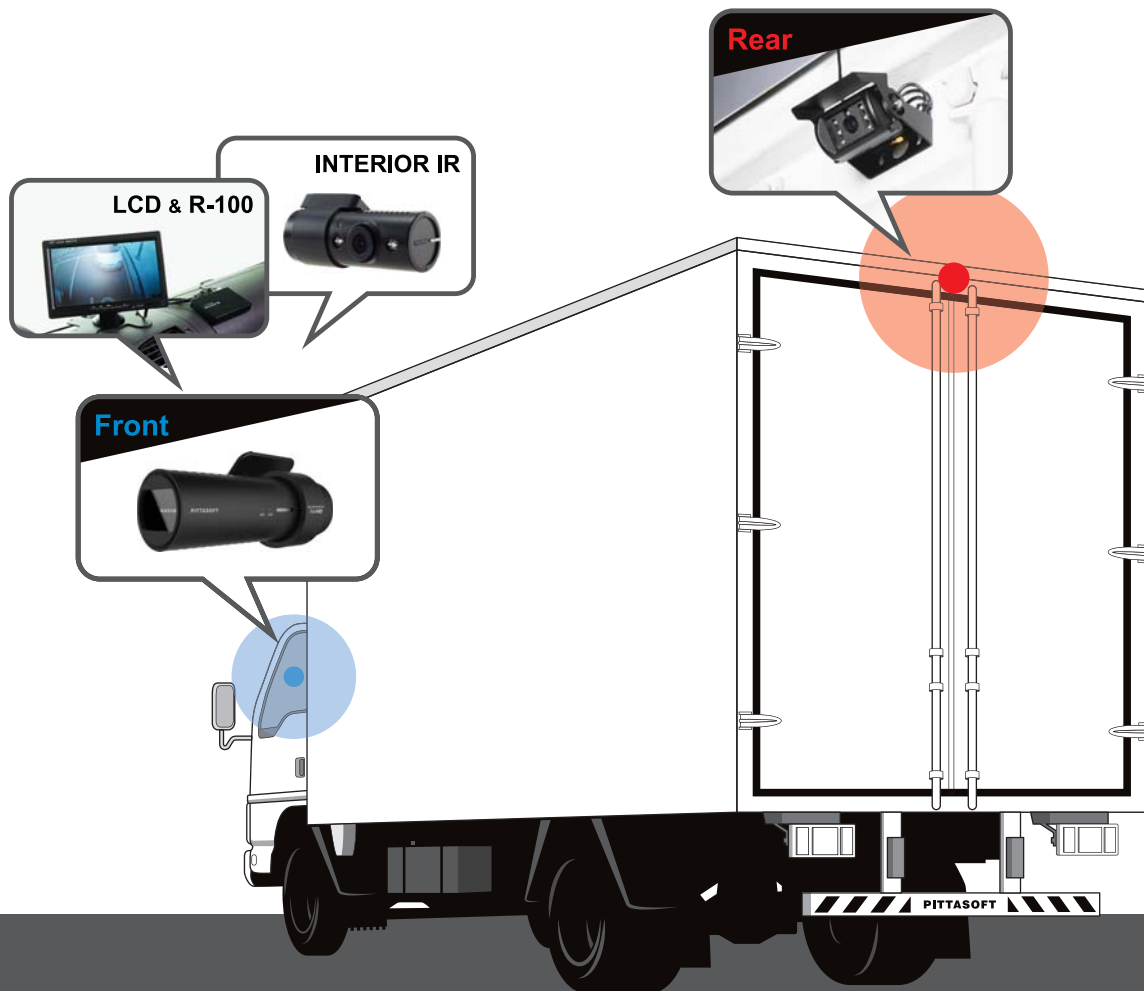


BLACKVUE™ FLEET

BLACKVUE FLEET MANAGEMENT



Manage your fleet from anywhere, anytime with BlackVue Fleet:

The BlackVue range of products and services has all you need to manage your fleet of vehicles in the easiest and most efficient way.

From reliable dashcams and useful accessories to cloud-powered easy-to-use applications, you will find all the components of a hassle-free fleet management solution.

PITASOFT



Main unit

Main unit characteristics (Front camera):

- Full HD 1080p@30fps
- 2.4MP SONY EXMOR CMOS Sensor
- Wide angle (129°)
- Built-in GPS logger for tracking
- Built-in Wi-Fi for connection to smart devices and BlackVue Cloud
- Up to 128GB microSD card support
- One-touch self-format
- Wireless firmware upgrade (Firmware Over-The-Air)
- User-Friendly interface (Voice Guide, LED)
- 3 Record modes (Normal, Event, Parking Mode)
- Stealthy all-black design
- Easily detachable from the mount
- BlackVue App available for iOS and Android
- BlackVue PC Viewer for Windows and Mac OS

The main unit (front) of the BlackVue DR650GW-2CH Full HD(1080p) dual channel dashboard camera can be combined with a choice of three custom HD (720p) rear camera units: regular rear cam, interior IR cam, and external waterproof IR.

Rear / Optional Cameras



Regular rear camera:

- HD 720p@30fps
- Wide angle (129°)
- High-quality coaxial cable for stable data transfer

TRUCK external rear camera:

- HD 720p@30fps
- Wide angle (129°)
- Reinforced waterproof and weather proof casing for external installation
- 15m waterproof coaxial cable for connection on large vehicles (20m cable optional)
- IR lights for night vision

Interior IR camera:

- HD 720p@30fps
- Wide angle (129°)
- High-quality coaxial cable for stable data transfer
- IR lights for night vision
- Optimized to monitor the interior of the vehicle

Cloud services

Logistics professionals can harness the power of BlackVue Over the Cloud to effectively and cost-efficiently impact their business. BlackVue Over the Cloud features include:

Live View

Whenever you want to check on a vehicle, Live View gives you access to what the front and rear cameras see in real time. Live View video format (D1 480p @10fps) is optimized for live streaming on any mobile device or personal computer. We believe this format is currently the best compromise between bandwidth efficiency and image fidelity. Even when streaming in D1 quality, videos are saved on the dashcam's microSD card in Full HD 1080p or HD 720p @30 or 15fps for the front camera and HD 720p @30 or 15fps for the rear camera, depending on your settings. This means the videos you stream can be retrieved later in their original quality.

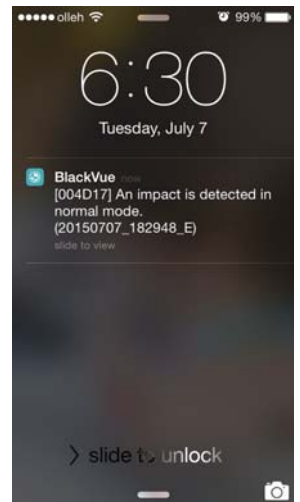


Emergency Alarm

The Emergency Alarm system can be configured to send push notifications to your smartphone, tablet and PC application whenever preset events occur.

Those events include:

- Connection and disconnection between the dashcam and the BlackVue Cloud server.
- Impact or sudden burst of speed detected by the G-sensor of the dashcam. Note that the G-sensor's sensitivity can be adjusted for each recording mode: Normal/Event/Parking.
- Overspeed alarm: whenever a vehicle goes over a set speed.
- Emergency recording alarm: when a driver manually activates the Emergency recording function (touch on left-side of front camera unit).
- Parking Mode Alarm: notifies when a vehicle enters/exits Parking Mode.

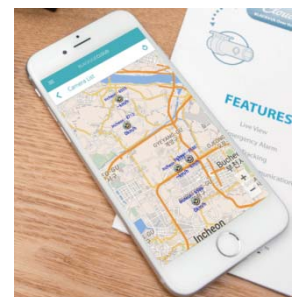


GPS Tracking

Taking advantage of the dashcam's GPS logger, all GPS and G-sensor data are stored individually and can be accessed in real time for live tracking as well as a *posteriori*, linked to each of the video recordings.

From the BlackVue App, you can see at a glance where your fleet of vehicles is located on a map, with vehicle name and speed displayed.

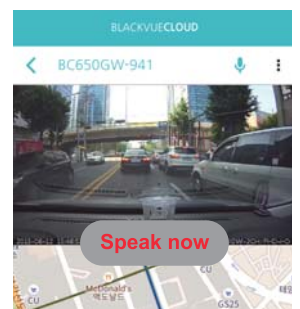
The BlackVue PC Viewer adds the possibility to analyze the full route taken by the vehicle by overlaying its trajectory on a detailed map.



Two-way Voice Communication

The BlackVue App lets you initiate a conversation with the driver, thanks to the speaker and microphone integrated in the dashcam's front unit. Tap the Mic button in the app, speak, then tap again to send the voice message.

Note: although the driver can answer, the conversation can only be initiated from the application.



Video Backup

With your smartphone or PC, you can access the video files located on the dashcam's microSD card from anywhere. This means you can also back up the videos you want, either on your device (mobile, tablet or PC) or in the Cloud.
Auto backup options: you can set your dashcams to upload automatically to the Cloud the files that are marked as Event files.

Video Playback

With your mobile or PC, for each dashcam registered to your account, you can directly navigate the videos located in the dashcam's memory as well as those that have been backed up in the Cloud.
You can then tap or click on a video's name to play it directly. Depending on a number of factors such as the file size (HD or Full HD), the connection speed between your dashcam and the Cloud, as well as between the Cloud and your mobile/PC, buffering will take more or less time.
Note that unlike in Live View mode, the files are played in their original quality (Full HD or HD).

How to connect your BlackVue dashcam to the BlackVue Cloud?

All you need to enjoy BlackVue Over the Cloud is a Cloud-compatible dashcam, the BlackVue App, and a mobile hotspot.

Compatible dashcams

Currently the DR650GW series of dashcam are compatible. Make sure that your dashcam's firmware is up-to-date. To do so, you will be able to check on www.blackvue.com whether your dashcam is compatible.

BlackVue App

The latest version of the BlackVue App can be downloaded for free from Google Play (Android) and the Apple Appstore (iOS). The free PC viewer for Windows and Mac OS is available for download from the BlackVue website (www.blackvue.com/downloads).

Mobile hotspot

Whether it is a dedicated mobile hotspot, your home/company Wi-Fi or the embedded internet connection of your car, you can try BlackVue Over the Cloud as long as the Wi-Fi hotspot is within range of the dashcam.
The advantage of using a dedicated mobile hotspot that stays in the vehicle is, besides the Wi-Fi connectivity it offers to passengers of the vehicle, the ability to connect to the dashcam remotely from anywhere, anytime. You will need to know your hotspot name (SSID) and password in order to set up your dashcam to connect automatically to your hotspot.



Payment plan -----

To be determined.
Contact us at sales@pittasoft.com for the latest pricing information.

BlackVue Accessories

The BlackVue accessories help you make the most out of your set up.

Cables

Although the DR650GW series dashcams come equipped with a coaxial cable to connect the front and rear cameras, optional cables are available. The high-quality coaxial cables that connect the front and rear cameras come in various lengths: 60cm (1.97ft), 6m (19.7ft), 10m (32.8ft), 15m (49.2ft) and 20m (65.6ft).



Power management and hardwiring kits

In order to enjoy your dashcam's Parking Mode for surveillance while your vehicle is parked, it is often necessary to hardwire your dashcam to the vehicle's battery. However, to avoid accidentally draining the vehicle's battery, it is highly recommended to use a battery discharge prevention device such as the Power Magic Pro or the Power Magic Battery Pack. These devices will plug between your dashcam and your vehicle's battery to ensure that your vehicle's battery power is maintained at a safe level at all time.

■ Power Magic Pro (PMP):

The Power Magic Pro prevents car battery discharge by monitoring car battery voltage and cutting off as soon as a preset value is reached or the timer expires. Compatible with 12V and 24V batteries.



■ Power Magic Battery Pack (B-100):

The Power Magic Battery Pack is able to power a 2-channel dashcam for more than 8 hours, and can be used alone or combined with a car's battery. When hardwired, it will monitor the battery in the same way the Power Magic Pro does, and use its own power when the vehicle's battery reaches the cutoff value. It recharges itself while driving or with the optional adapter.



Rearview Kit (R-100)

The R-100 lets you take advantage of the DR650GW-2CH series' superior image quality for use as a back-up camera all while recording. It can also be used as a repeater to accommodate connection of more than one 15m cable for installation on extra-large vehicles. Optional 7" TFT LCD screen (R-100L) available. Optional waterproof case available.





Headquarters

7F, BYC HIGHCITY Building A, 131, Gasan Digital 1-ro,
Geumcheon-gu, Seoul, 153-718, Republic of Korea
www.blackvue.com

E-mail sales@pittasoft.com / marketing@pittasoft.com
Service Center +82,2,6947,4670(ext,3)
YouTube <https://www.youtube.com/BLACKVUElife>